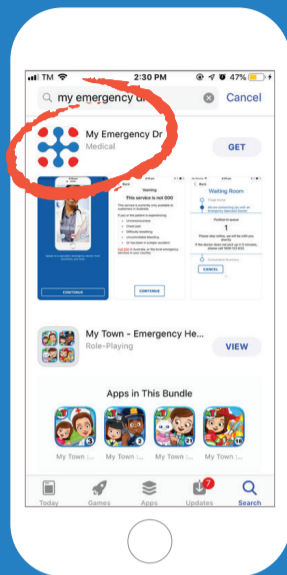


How to register for My Emergency Doctor using a partner code

On your smartphone or tablet, go to the App Store or Google Play




01




Download My Emergency Dr

02



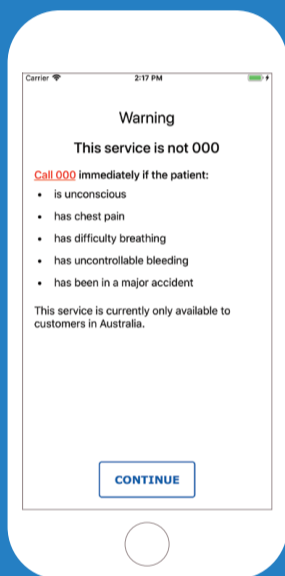
Tap the app to open it

03



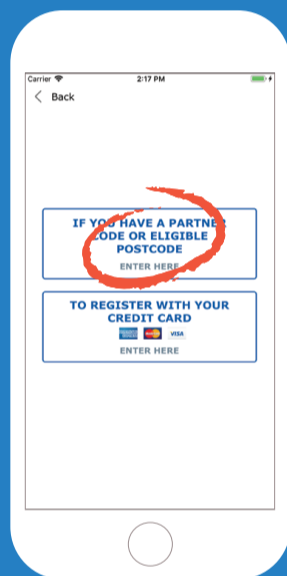
Tap 'CONTINUE'

04



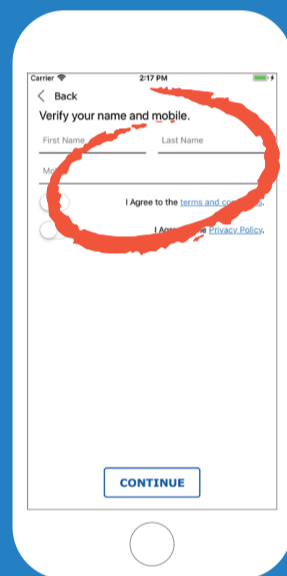
This service is not a 000 substitute. Ensure the nature of your call is not an emergency as per the warning and tap 'CONTINUE'.

05



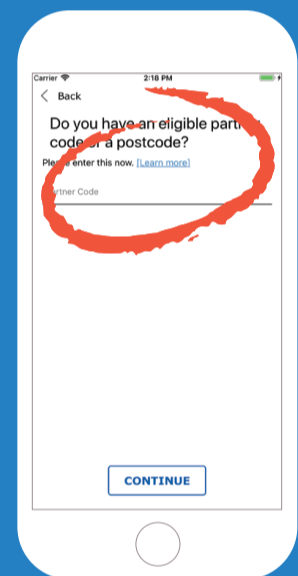
Tap if you have a partner code or eligible postcode

06



Enter your name and mobile number then press 'CONTINUE' (For tablets without SIM, phone number must be from another device that can receive SMS)

07



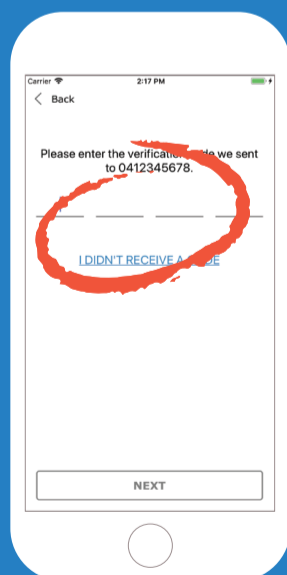
Enter partner code and press 'CONTINUE'

08



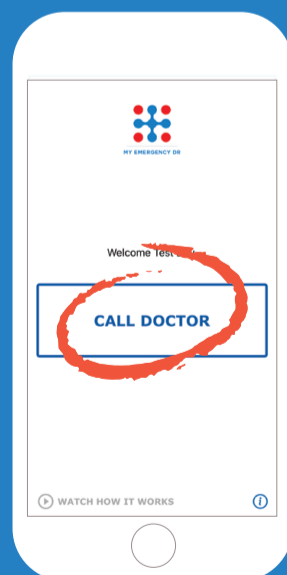
An SMS will arrive with a verification code. Check your messages to find the code.

09



Enter this code and press 'CONTINUE'

10



You've now completed registration and the app is ready for when you need to call an Emergency Specialist doctor.

Open the app and press the 'CALL DOCTOR' button in the instance you require a consultation with an Emergency Specialist doctor...

...and then follow the instructions on the call checklist when it appears